

Scaled data based on original data using
LM-79-08 Approved Method: Electrical and Photometric Measurements of Solid-
State Lighting Products

Test Report Prepared for
Cooper Lighting Solutions
(formerly Eaton)

Brand: LUMARK

Report Number: P883255

Luminaire Tested: **NAV-SB3C-735-U-T1**

Issue Date: 10/7/2024

Test Information

Test Method: LM-79-08
Report Number: P883255
TEST IS SCALED FROM IESNA LM-79-08 TEST DATA (G2-2405-108-2)
Test Lab: INNOVATION CENTER
Issue Date: 10/7/2024
Manufacturer: COOPER LIGHTING SOLUTIONS (FORMERLY EATON)
Product Line: LUMARK
Catalog Number: NAV-SB3C-735-U-T1
Description: NAVION ROADWAY AND AREA HIGH DENSITY LED LUMINAIRE
(3) 70 CRI, 3500K, 615mA LIGHTSQUARES WITH 26 LEDS EACH AND TYPE I OPTICS
Light Source: -
Ballast/Driver: ELECTRONIC DRIVER

Summary

Lumens per Lamp: N/A
Luminaire Lumens: 22222 lumens
Efficiency: N/A
Efficacy: 149.0 lumens/watt
Luminous Opening: Rectangular (W 0.5' x L: 1.5' x H: 0')
IES Classification: Type I - Short
BUG Rating: B4 - U0 - G4

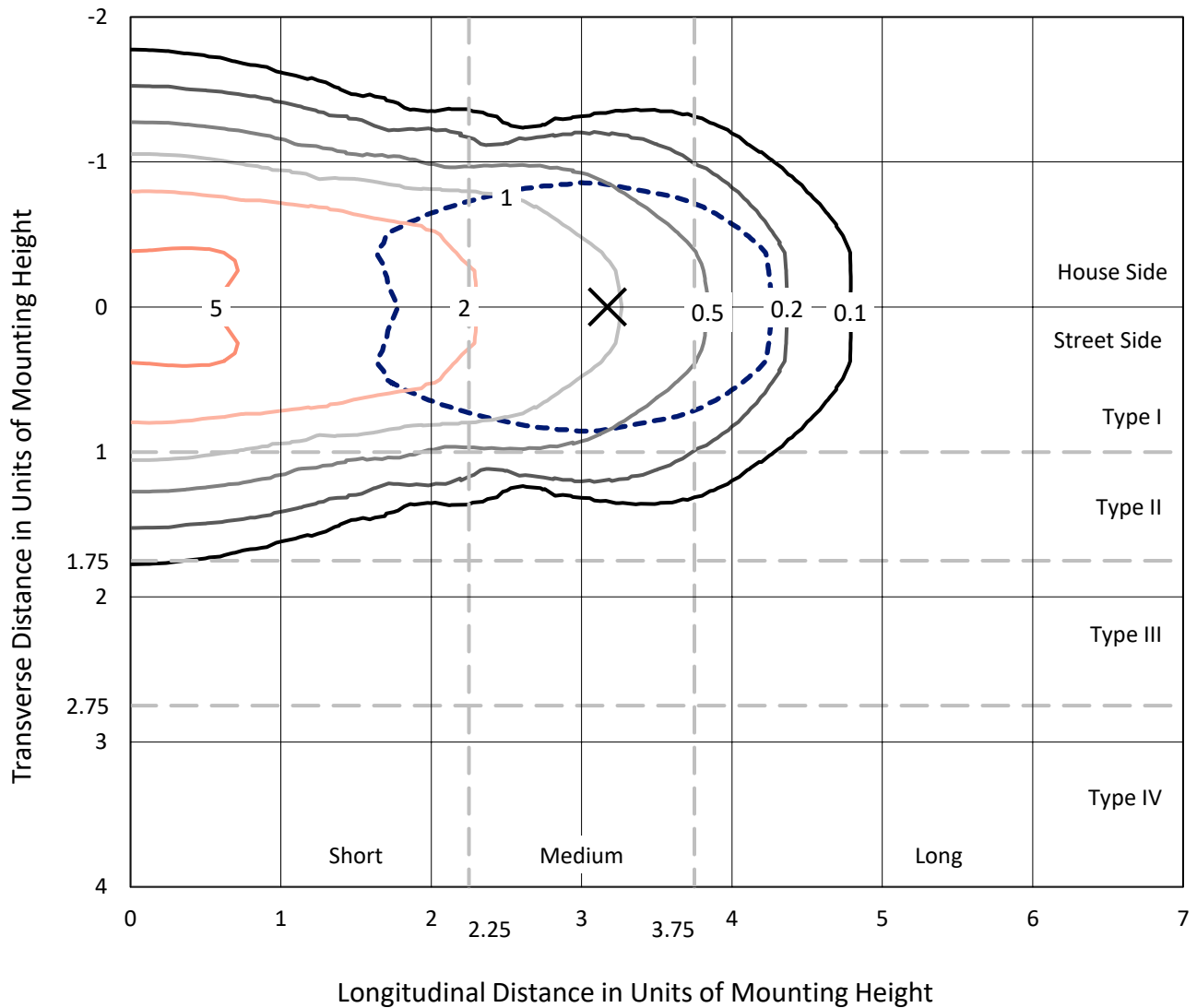
Input Watts (W): 149.1
Input Voltage (V): 120.0
Input Current (Ain): 1.259
Voltage Rise (V): NR
Power Factor: 0.997
Total Harmonic Distortion (THDi): 6.297
Frequency (hertz): 60
Stabilization Time: NR
Operation Time: NR
Ambient Temperature (°C): NR
Test Distance: 24 FT



REPORT NUMBER: P883255
 CATALOG NUMBER: NAV-SB3C-735-U-T1

Iso-Footcandle Lines of Horizontal Illumination

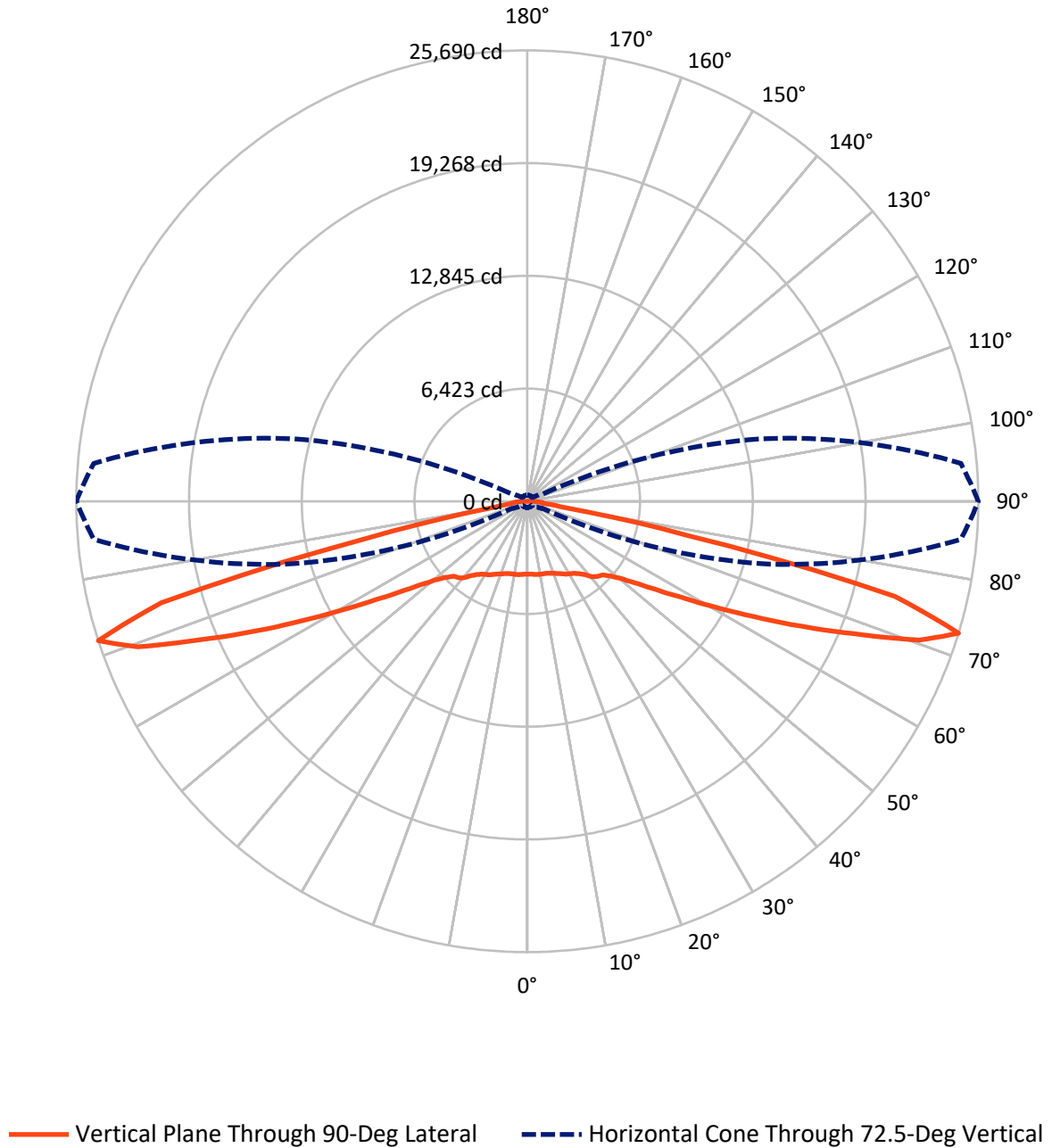
✕ Max cd
 - - - 1/2 Max cd



Based on 25 foot mounting height. Maximum calculated value = 6.6 fc
 Type I - Short - N/A

REPORT NUMBER: P883255
CATALOG NUMBER: NAV-SB3C-735-U-T1

Luminous Intensity Polar Plot



REPORT NUMBER: P883255
 CATALOG NUMBER: NAV-SB3C-735-U-T1

FLUX DISTRIBUTION:

		Downward	Upward	Total
House Side	Lumens	11111.0	0.0	11111.0
	% Fixture	50.0	0.0	50.0
Street Side	Lumens	11111.0	0.0	11111.0
	% Fixture	50.0	0.0	50.0
Total	Lumens	22222.0	0.0	22222.0
	% Fixture	100.0	0.0	100.0

ZONAL LUMENS:

Zone	Lumens	% Fixture
0°-10°	402.6	1.8
10°-20°	1231.1	5.5
20°-30°	2052.7	9.2
30°-40°	2823.1	12.7
40°-50°	3447.8	15.5
50°-60°	3987.7	17.9
60°-70°	4754.7	21.4
70°-80°	3318.5	14.9
80°-90°	203.8	0.9
90°-100°	0.0	0.0
100°-110°	0.0	0.0
110°-120°	0.0	0.0
120°-130°	0.0	0.0
130°-140°	0.0	0.0
140°-150°	0.0	0.0
150°-160°	0.0	0.0
160°-170°	0.0	0.0
170°-180°	0.0	0.0
0°-90°	22222.0	100.0
0°-180°	22222.0	100.0

Coefficient of Utilization



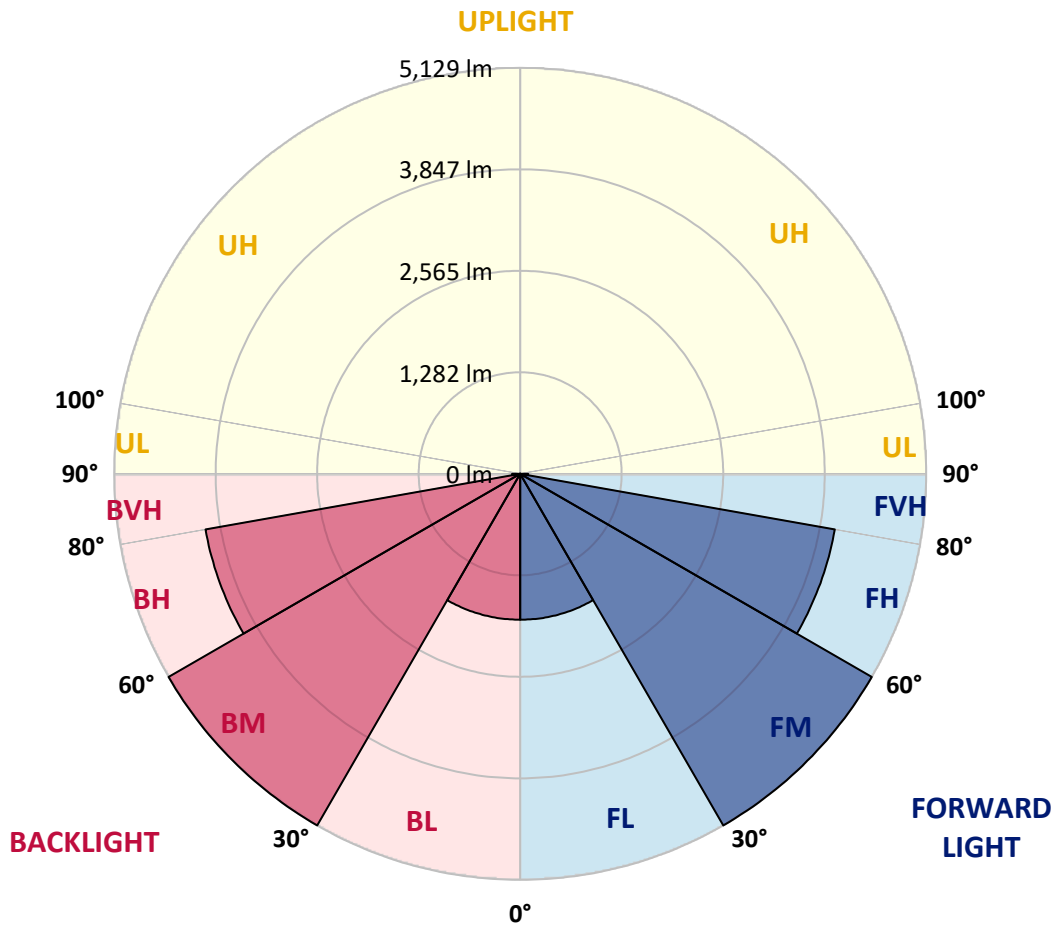
REPORT NUMBER: P883255
 CATALOG NUMBER: NAV-SB3C-735-U-T1

LUMINAIRE CLASSIFICATION SYSTEM LUMEN TABLE AND BUG RATING:

Zone	Lumens	% Fixture	Zone Rating/Lumen Limit		
			B	U	G
FL (0°-30°)	1843.2	8.3			
FM (30°-60°)	5129.3	23.1			
FH (60°-80°)	4036.6	18.2			G2/5000
FVH (80°-90°)	101.9	0.5			G2/225
BL (0°-30°)	1843.2	8.3	B3/2500		
BM (30°-60°)	5129.3	23.1	B4/8500		
BH (60°-80°)	4036.6	18.2	B4/5000		G4/5000
BVH (80°-90°)	101.9	0.5			G2/225
UL (90°-100°)	0.0	0.0		U0/0	
UH (100°-180°)	0.0	0.0		U0/0	

BUG Rating: B4-U0-G4

Type I Short



REPORT NUMBER: P883255
 CATALOG NUMBER: NAV-SB3C-735-U-T1

CANDELA DISTRIBUTION (FULL):

	0°	5°	15°	25°	35°	45°	55°	65°	75°	85°	90°
0°	4152.4	4152.4	4152.4	4152.4	4152.4	4152.4	4152.4	4152.4	4152.4	4152.4	4152.4
2.5°	4156.0	4160.7	4160.7	4157.1	4165.4	4158.3	4158.3	4154.8	4158.3	4154.8	4154.8
5°	4177.2	4183.1	4185.5	4184.3	4194.9	4189.0	4189.0	4184.3	4185.5	4181.9	4181.9
7.5°	4217.4	4225.6	4230.4	4236.3	4251.6	4244.5	4239.8	4225.6	4219.7	4210.3	4210.3
10°	4230.4	4239.8	4255.2	4285.9	4321.3	4322.5	4308.3	4272.9	4245.7	4224.5	4220.9
12.5°	4190.2	4203.2	4235.1	4297.7	4376.8	4408.7	4386.3	4327.2	4274.1	4236.3	4230.4
15°	4139.4	4153.6	4202.0	4296.5	4413.4	4487.8	4485.5	4407.5	4322.5	4263.4	4254.0
17.5°	4060.3	4074.5	4144.1	4276.4	4441.8	4564.6	4597.7	4517.3	4398.1	4318.9	4305.9
20°	3917.4	3930.4	4027.2	4212.6	4451.2	4646.1	4732.3	4661.4	4512.6	4405.2	4385.1
22.5°	3732.0	3752.1	3865.4	4102.8	4428.8	4731.1	4885.8	4837.4	4646.1	4497.3	4470.1
25°	3533.6	3554.8	3687.1	3968.2	4370.9	4792.5	5067.7	5037.0	4797.2	4611.8	4574.0
27.5°	3362.3	3384.8	3528.8	3834.7	4281.1	4816.1	5247.2	5262.6	4980.3	4738.2	4698.0
30°	3227.7	3248.9	3402.5	3727.3	4165.4	4792.5	5404.3	5510.6	5166.9	4848.0	4790.2
32.5°	3080.1	3107.2	3269.0	3596.2	4028.4	4735.8	5541.3	5778.7	5383.0	4966.1	4892.9
35°	2893.5	2918.3	3088.3	3416.6	3848.9	4644.9	5655.8	6076.3	5692.4	5145.6	5064.2
37.5°	2666.7	2690.3	2859.2	3192.3	3670.6	4517.3	5743.2	6411.7	6060.9	5404.3	5295.6
40°	2438.8	2461.2	2619.5	2941.9	3456.8	4354.4	5773.9	6740.0	6483.7	5759.8	5644.0
42.5°	2229.7	2249.8	2395.1	2695.1	3217.1	4146.5	5733.8	7025.8	6862.8	6007.8	5859.0
45°	2037.2	2054.9	2183.7	2463.6	2967.9	3893.8	5613.3	7332.9	7314.0	6184.9	5984.2
47.5°	1817.6	1835.3	1968.7	2239.2	2718.7	3597.3	5409.0	7635.2	7941.1	6586.5	6355.0
50°	1549.5	1564.8	1701.8	1980.5	2460.0	3282.0	5125.6	7872.6	8732.4	7194.7	6904.2
52.5°	1231.8	1248.3	1381.8	1660.5	2153.0	2943.1	4752.4	8027.3	9646.5	8082.8	7725.0
55°	916.5	928.3	1044.0	1294.4	1772.7	2556.9	4284.7	8071.0	10683.4	9296.9	8849.3
57.5°	664.9	672.0	746.4	933.0	1344.0	2073.8	3716.6	7957.6	11917.5	10853.4	10290.1
60°	538.5	540.9	563.3	646.0	934.2	1528.2	3030.5	7567.9	13256.8	12860.0	12150.2
62.5°	488.9	488.9	494.8	517.3	631.8	1008.6	2200.2	6760.1	14692.9	15395.6	14444.9
65°	454.7	454.7	457.0	467.7	498.4	642.5	1388.9	5444.4	15903.4	18365.8	17163.6
67.5°	424.0	425.2	424.0	427.5	445.2	474.8	805.4	3760.3	16555.3	21443.5	20145.6
70°	392.1	394.5	388.6	388.6	402.7	403.9	504.3	2062.0	16014.4	24022.8	23681.5
72.5°	354.3	357.8	348.4	346.0	356.7	351.9	379.1	989.7	13749.3	24792.8	25690.4
75°	321.2	326.0	304.7	298.8	298.8	295.3	308.2	507.8	8923.7	20224.7	21632.5
77.5°	291.7	301.2	266.9	248.0	243.3	232.7	251.6	310.6	3903.2	9495.3	9298.1
80°	240.9	253.9	219.7	197.2	189.0	177.2	198.4	217.3	1160.9	2204.9	2111.6
82.5°	179.5	185.4	155.9	140.5	133.5	125.2	148.8	151.2	377.9	780.6	882.2
85°	114.6	116.9	95.7	82.7	79.1	75.6	94.5	82.7	144.1	574.0	833.8
87.5°	40.2	46.1	36.6	33.1	35.4	29.5	43.7	24.8	40.2	405.1	501.9
90°	0.0	0.0	0.0	0.0	0.0	0.0	0.0	0.0	0.0	0.0	0.0

(END OF REPORT)